Preliminary 1:3 ©

Equestrian Australia Dressage Test effective 1/1/14

Diagrams© courtesy Nick Stanford of The Dressage Directory.
Diagrams are an indication only and should always be used
in conjunction with the Official EA Test Sheets which take precedence.

1

"A" Enter in working trot

"X" Halt, Salute Proceed in working trot

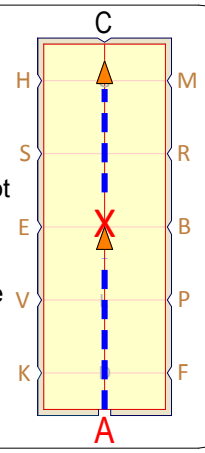

2

"C" Track left

"HXK" One loop

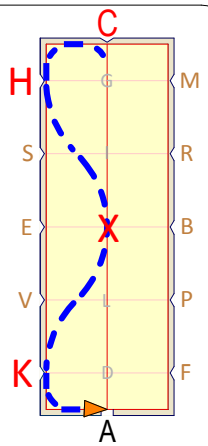

3

"Between A&F" Working canter left lead

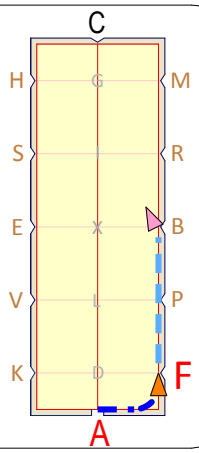

4

"B" Circle left 20m

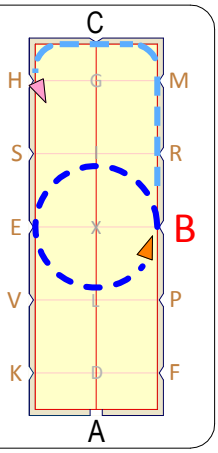

5

"HXF" Change rein

"X" Working trot

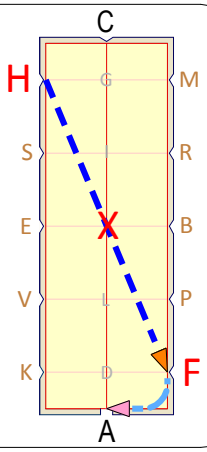

6

"A" Medium walk

"AK" Medium walk

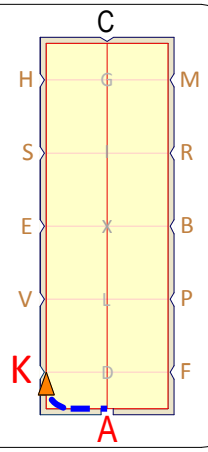

7

"KXH" Free walk on a long rein

"HC" Medium walk

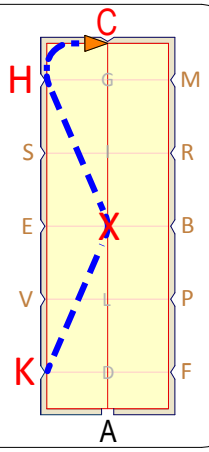

8

"C" Working trot

"MXF" One loop

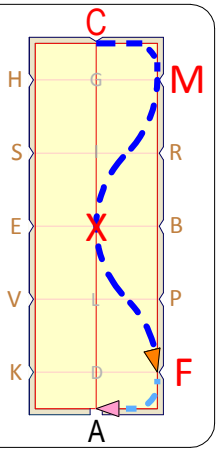

9

"Between A&K" Working canter right lead

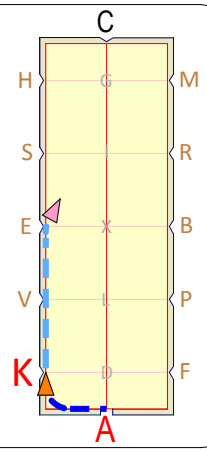

10

"E" Circle right 20m

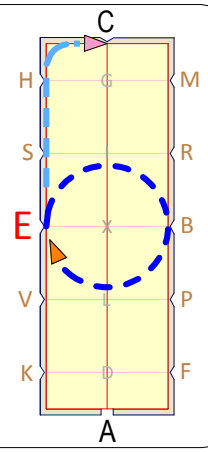

11

"C" Working trot

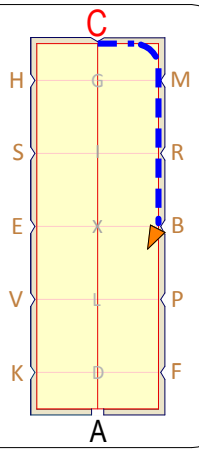

12

"B" Circle right 20m rising trot,allowing the horse to stretch forward and downward

"Before B" Shorten the reins

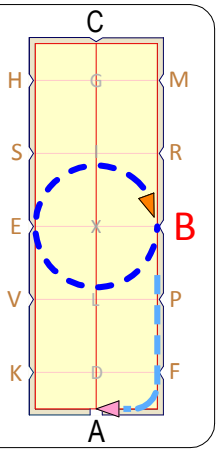

13

"A" Down centreline

"X" Halt, Salute

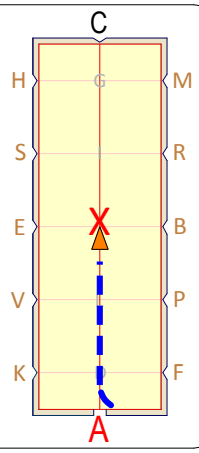

Leave arena in walk on a long rein at A

©2010 United States Equestrian Federation (USEF) As adapted ©2013 Equestrian Australia (EA).Reprinted with the permission of EA and USEF
Diagrams © 2013 The Dressage Directory . The Dressage Directory, EA and USEF are not responsible for any errors or omissions or
for unauthorized usage. All rights reserved. Reproduction without permission is prohibited by law. For use in Australia only.